

PS9k CS-G100-22/2

Solar Surface Pump System

System Overview

Head	max. 20 m
Flow rate	max. 120 m³/h

Technical Data

Controller PS9k

- Control inputs for dry running protection, remote control etc.
- Protected against reverse polarity, overload and overtemperature
- Integrated MPPT (Maximum Power Point Tracking)

Power	max. 9.5 kW
Input voltage	max. 800 V
Optimum Vmp*	> 575 V
Motor current	max. 14 A
Efficiency	max. 98 %
Ambient temp.	-30...50 °C
Enclosure class	IP41

Motor AC DRIVE CS-G 7.5kW

- Highly efficient 3-phase AC motor
- Frequency: 25...51 Hz

Motor speed	1 400...2 905 rpm
Power factor	0.87
Insulation class	F
Enclosure class	IP55

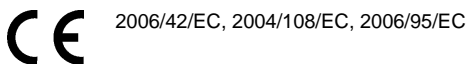
Pump End PE CS-G100-22/2

- Premium materials

Pump Unit PU CS-G100-22/2 (Motor, Pump End)

Water temperature	max. 90 °C
Suction head	max. 3 m

Standards



IEC/EN 61702:1995,
IEC/EN 62253 Ed.1

The logos shown reflect the approvals that have been granted for this product family. Products are ordered and supplied with the approvals specific to the market requirements.



*Vmp: MPP-voltage under Standard Test Conditions (STC): 1000 W/m² solar irradiance, 25 °C cell temperature

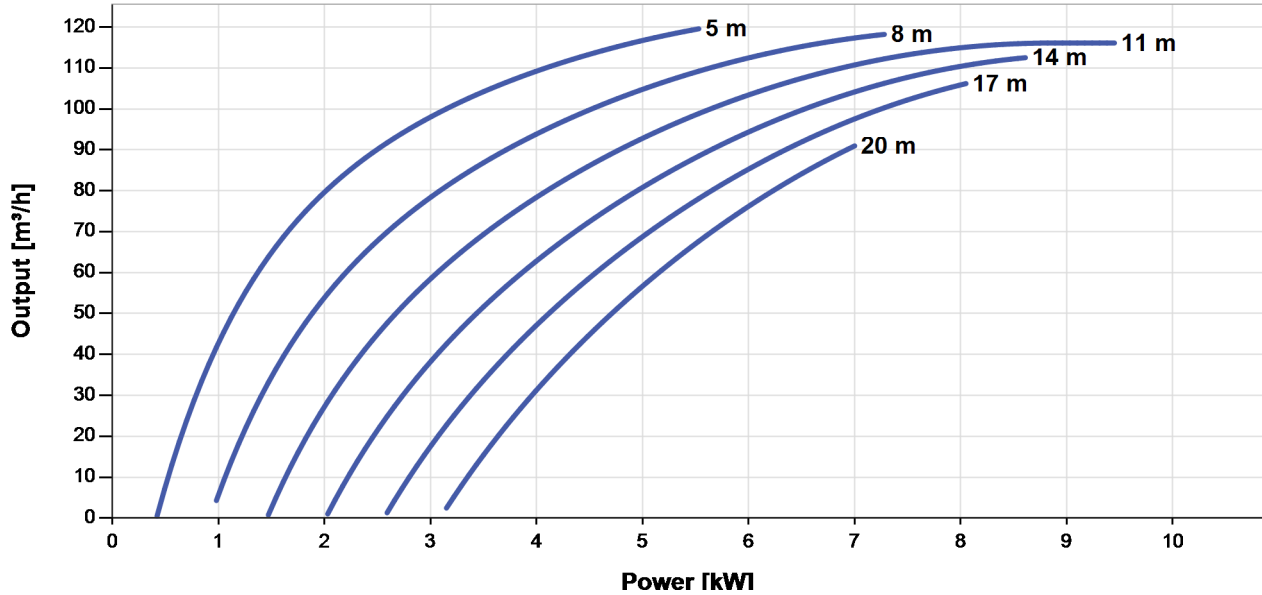


PS9k CS-G100-22/2

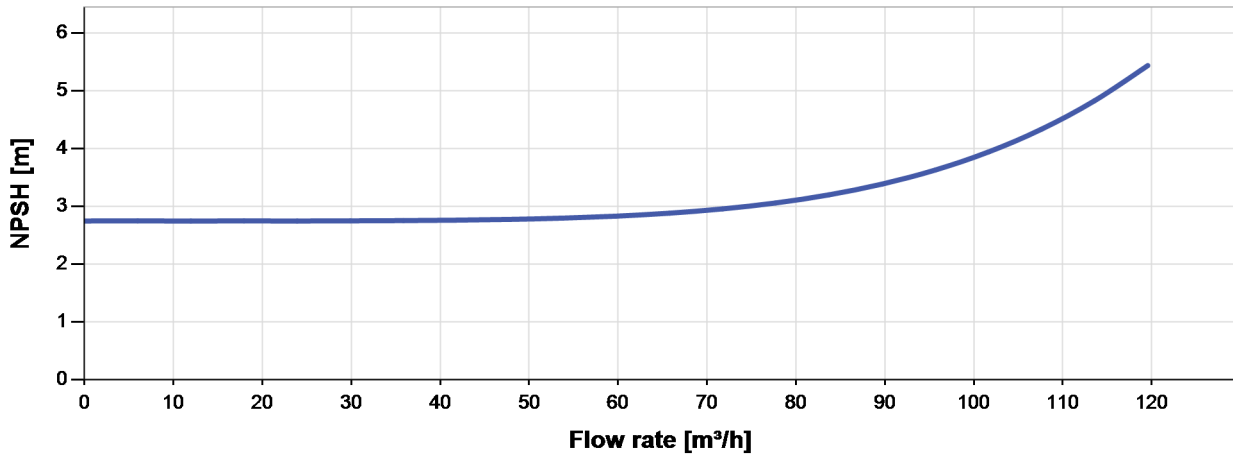
Solar Surface Pump System

Pump Chart

V_{mp}* > 575 V



NPSH



The NPSH (Net Positive Suction Head) is NOT the operating suction head. To calculate the operating suction head please refer to the installation manual.

*V_{mp}: MPP-voltage under Standard Test Conditions (STC): 1000 W/m² solar irradiance, 25 °C cell temperature



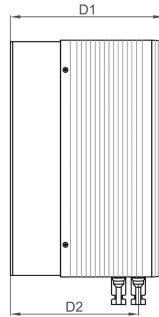
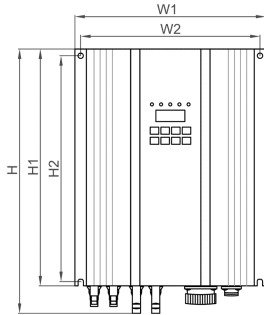
PS9k CS-G100-22/2

Solar Surface Pump System

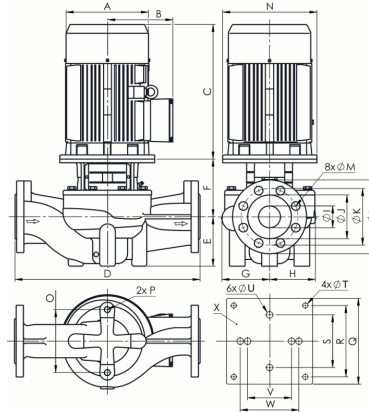
Dimensions and Weights

Controller

H = 350 mm
 H1 = 310 mm
 H2 = 295 mm
 W1 = 250 mm
 W2 = 235 mm
 D1 = 200 mm
 D2 = 167 mm



Pump Unit [ng]



	Net weight
Controller	9.0 kg
Pump Unit	122 kg
Motor	62 kg
Pump End	60 kg

